









STAGES OF CHRONIC KIDNEY DISEASE		GFR*	% OF KIDNEY FUNCTION
Stage 1	Kidney damage with normal kidney function	90 or higher	 90-100%
Stage 2	Kidney damage with mild loss of kidney function	89 to 60	 89-60%
Stage 3a	Mild to moderate loss of kidney function	59 to 45	 59-45%
Stage 3b	Moderate to severe loss of kidney function	44 to 30	 44-30%
Stage 4	Severe loss of kidney function	29 to 15	 29-15%
Stage 5	Kidney failure	Less than 15	 Less than 15%

* Your GFR number tells you how much kidney function you have. As kidney disease gets worse, the GFR number goes down.